

Welcome

**Aquetong Watershed Association
12th Annual Membership Meeting**

Thursday October 10, 2019, 7:00PM

Bowman's Hill Wildflower Preserve



AQUETONG WATERSHED ASSOCIATION

Agenda

1. Welcome & Recognition of special guests
 2. Approval of 2018 Membership Meeting minutes
 3. Treasurer's Report
 4. President's Report
 5. Nominating Committee Report
 6. Presentations by Jade Greene, Frank Nassesetta, Michael Zolkewitz
 7. Thank you to Annual Membership Planning Committee – Julie Ziff and BHWP – Miles Arnott
 8. Other business
- Next Membership Meeting: Thursday, October 15th, 2020
 - Adjournment
 - Presentation by Dr. Michael Van Clef



Treasurer's Report

Les Isbrandt (for Craig Sutton)



AQUETONG WATERSHED ASSOCIATION

President's Report

Jade Greene



AQUETONG WATERSHED ASSOCIATION



Thank you,

Malcolm



1923-2019



AQUETONG WATERSHED ASSOCIATION

Malcolm P. Crooks Scholars



2015 – Allison Russo



2016 – Katherine Kowalchick



2016 – Kelly Hayden



2017 – Hannah Reszka & Shaelyn Parker



2018 – Claudia Koeppen



2019 – Jessica Steinberg





AQUETONG WATERSHED ASSOCIATION


Roadside Cleanup



Physical & Biological Monitoring



Awarding 6th Annual MPCs



Advocacy



AQUETONG WATERSHED ASSOCIATION

Nominating Committee Report

Les Isbrandt



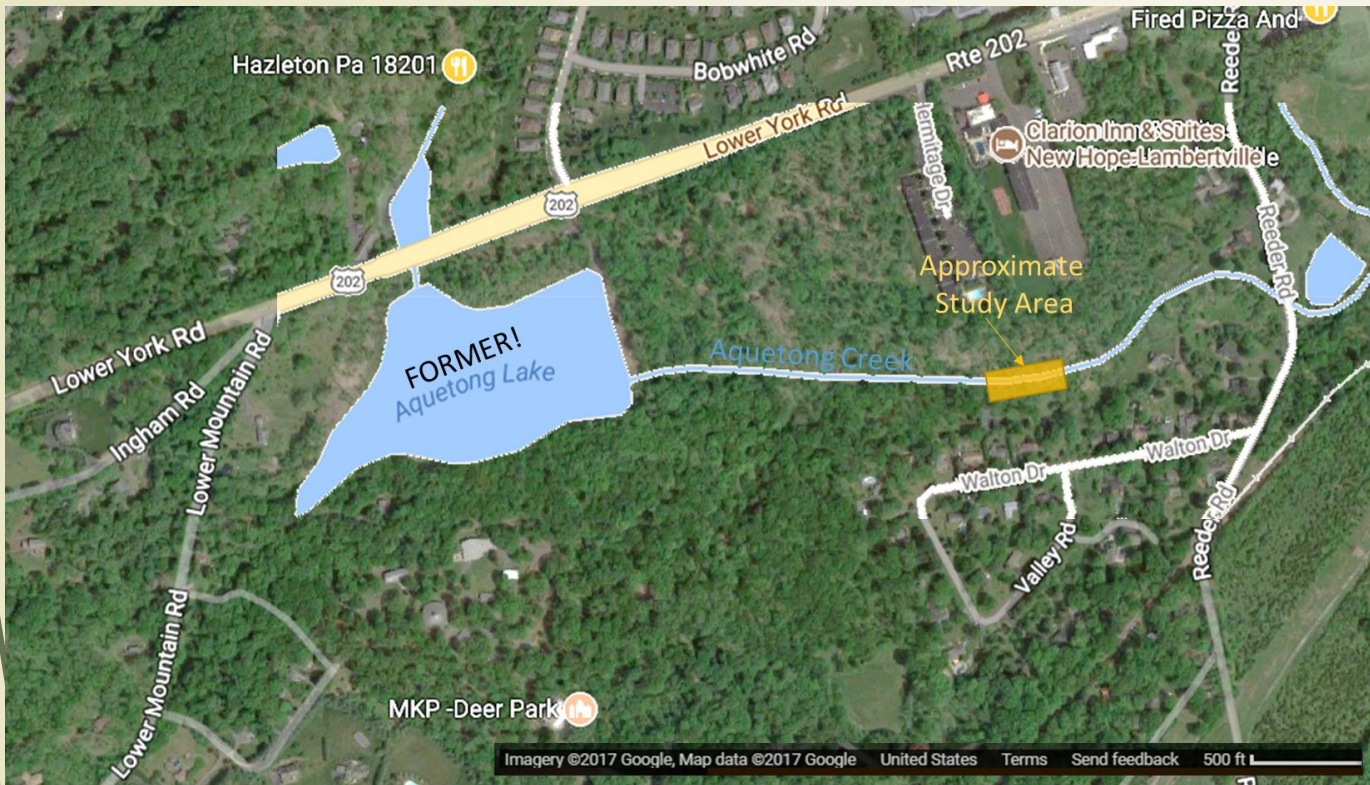
AQUETONG WATERSHED ASSOCIATION

AWA's Field Studies

Jade Greene & JJ Schwarz



AQUETONG WATERSHED ASSOCIATION




2015-2019
 April
 June
 October



AQUETONG WATERSHED ASSOCIATION

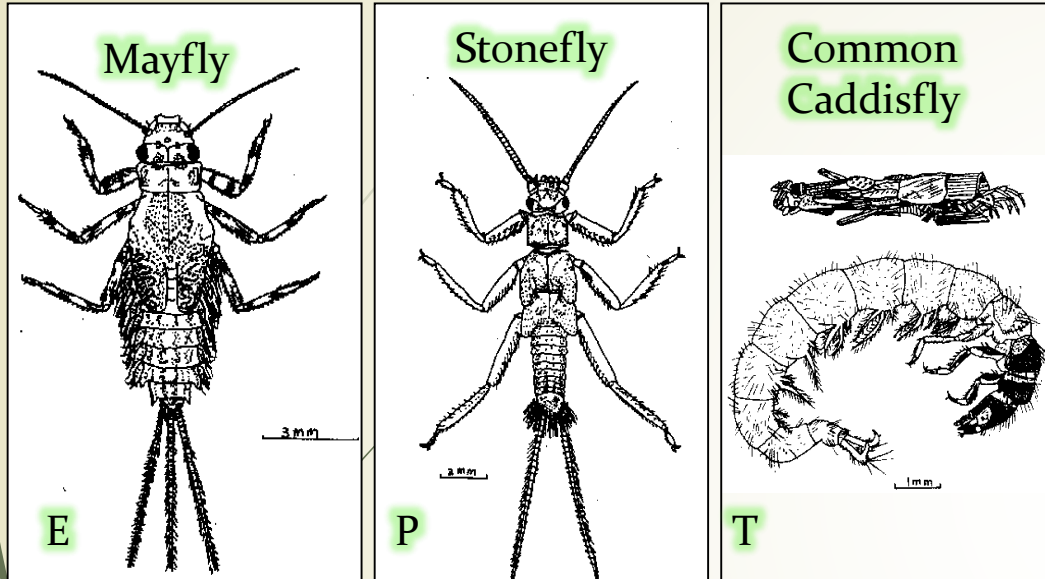
Goal: To understand potential biological community change associated with dam work.

- **Biotic Index** – assigning pollution sensitivity based on NJDEP Biological Assessment Protocols
- **Biodiversity** – counting number of unique taxa of identified orders of macroinvertebrates



POLLUTION INTOLERANT ORDERS

Biotic Index Score = 3

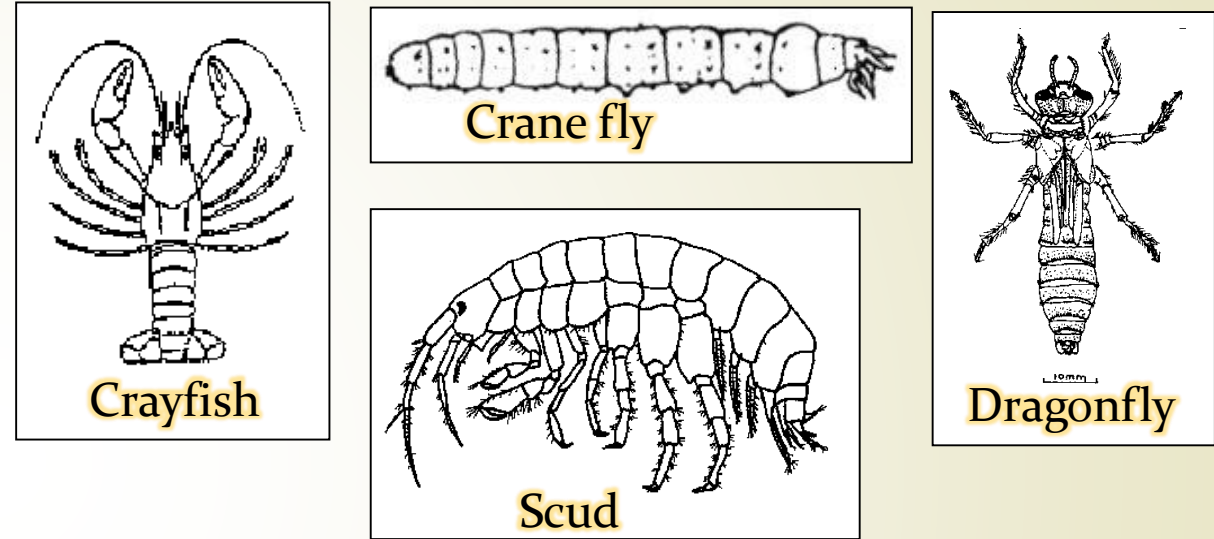


- **Benthic Freshwater Macroinvertebrates** are good indicators of water quality.
- A healthy and diverse stream contains taxa from all pollution tolerances



POLLUTION SENSITIVE ORDERS

Biotic Index Score = 2



POLLUTION TOLERANT ORDERS

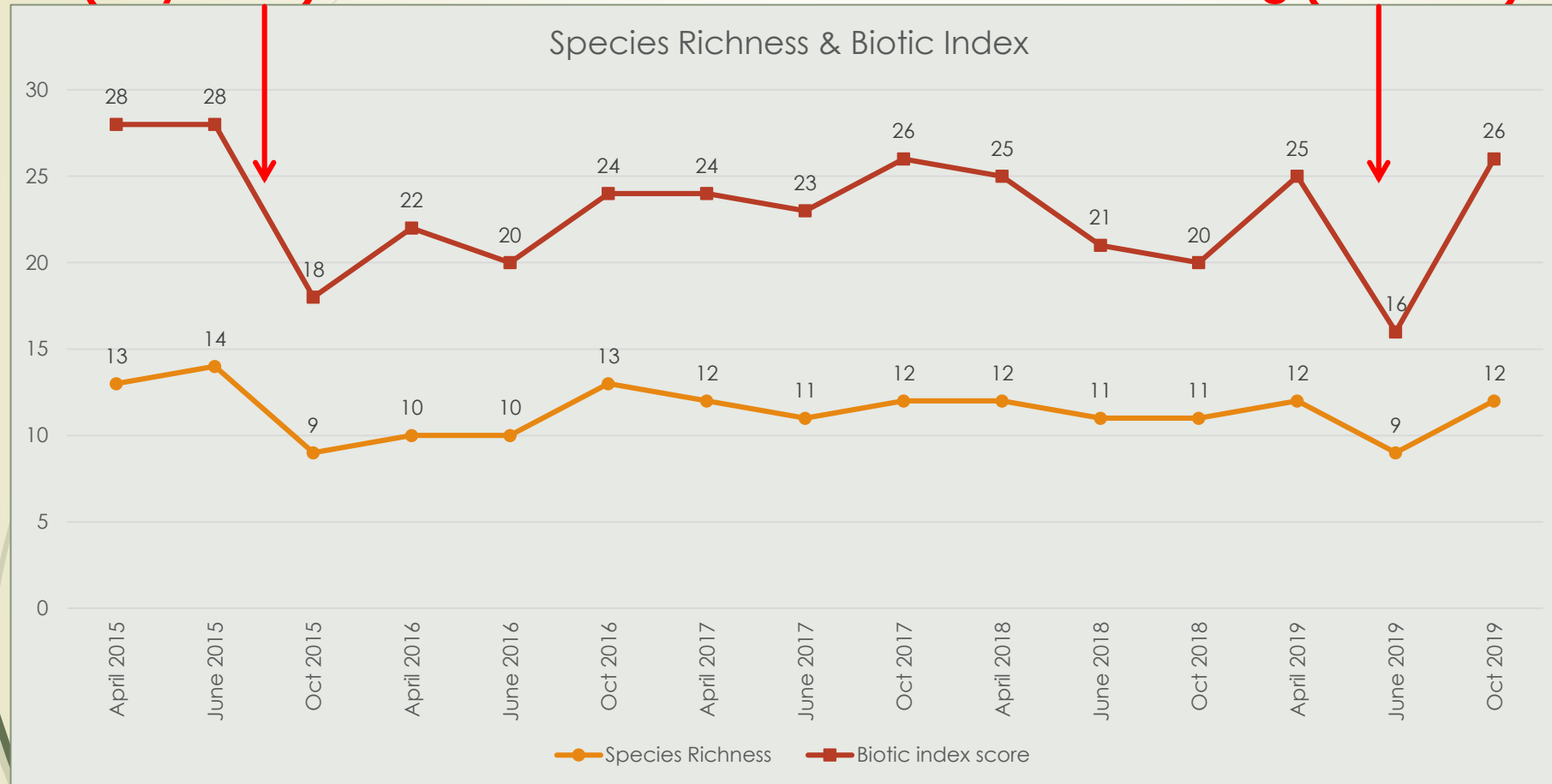
Biotic Index Score = 1



AWA's Biological Data (2015-2019)

**Dam Breached
(July 2015)**

**Heavy rain/flash
flooding (June '19)**



Biotic Index Scoring:

0 - 10	Poor
11 - 16	Fair
17 - 22	Good
> 22	Excellent

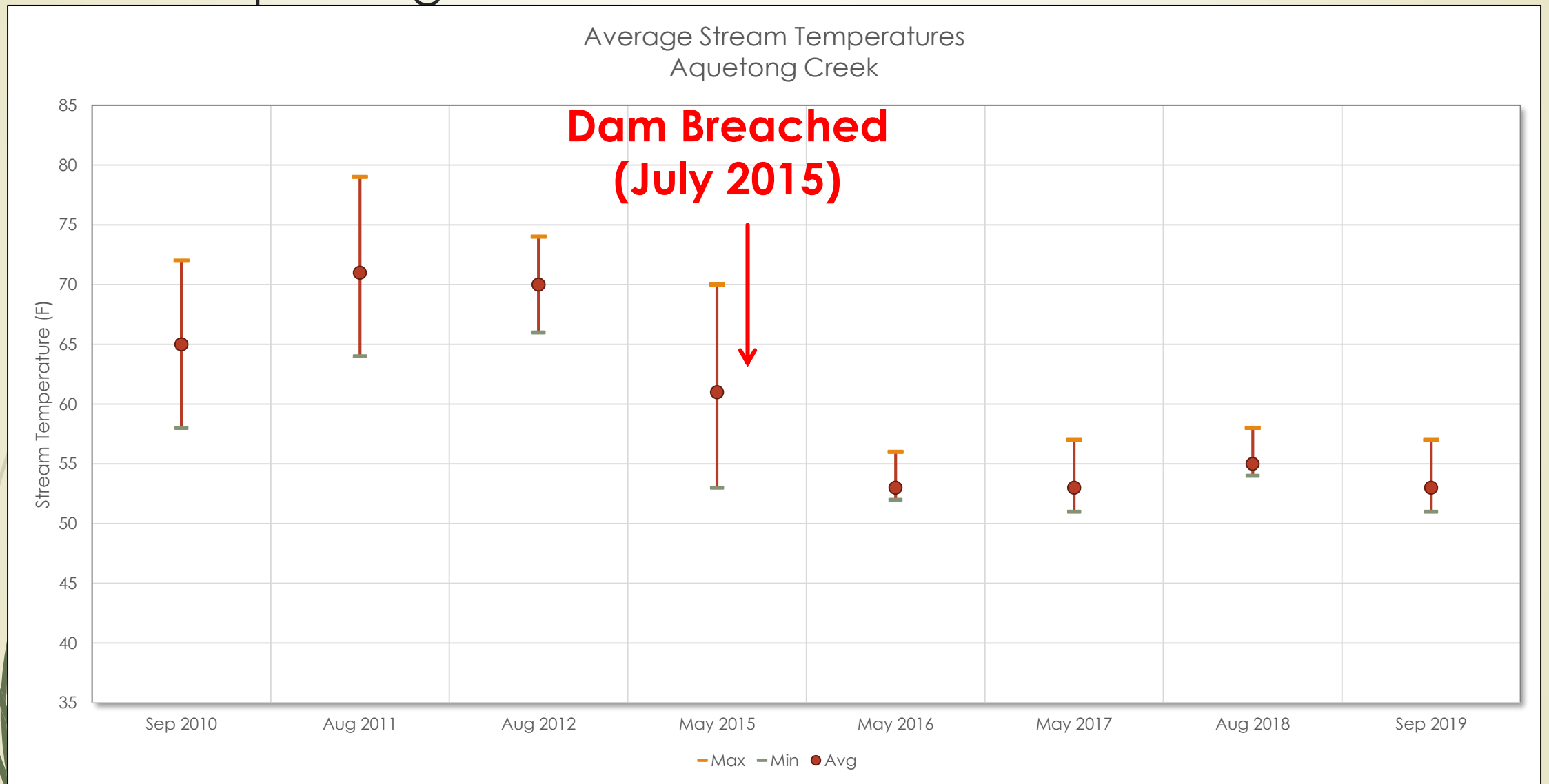
Physical Results

- ▶ We have been monitoring the water quality of Aquetong Creek since 2011
- ▶ We have collected in-stream pH, Dissolved Oxygen, Temperature, and Conductivity (a measurement that is highly correlated to Total Dissolved Solids)
- ▶ pH and Dissolved Oxygen have been consistent and within the boundaries of a normal, healthy stream (both pre- and post- dam removal)
- ▶ Conductivity will change after a storm, but the stream returns to normal levels very quickly (both pre- and post- dam removal)
- ▶ We have noticed a significant change in the **temperature** of the stream before and after the dam removal



Year	pH	Temp	DO	Conductivity
2011	✓	✓	✓	✓
2012	✓	✓	✓	
2015	✓	✓	✓	✓
2016	✓	✓	✓	✓
2017		✓		✓
2018	✓	✓	✓	✓
2019	✓	✓		✓

Average Stream Temperatures Aquetong Creek 2010-2019



Status of the Aquetong Springs Park Project, and what's happening next

Michael Zolkewitz & Frank Nassetta



AQUETONG WATERSHED ASSOCIATION



AQUETONG WATERSHED ASSOCIATION



Thank You.